




WELCOME to Meet the Teacher

Thank you for coming to Meet the Teacher.
Below is a list of things that you and your
child need to complete before leaving.



- ☐ Meet your child's teacher
- ☐ Sign in
- ☐ Pick up your Parent Page
- ☐ Put your child's name on their supplies and place supplies on child's desk.
- ☐ Please complete your child's "Quick Information" form and turn it in on the teacher table.
- ☐ Record how your child will go home on the appropriate Dismissal Form on the teacher table
- ☐ Take a tour of the room with your child (Find their cubby, chair, mailbox, bathroom, etc.)
- ☐ Tour the School:
 - ☐ Library
 - ☐ Drama Class
 - ☐ Steam Lab
 - ☐ Computer Lab

1st Day of School

Use this checklist to make sure you have everything ready for the first day of school.

Get a Good Night's Sleep:

Make sure your child goes to bed early so, they are well rested.

Wake Up Early:

Make sure you have enough time to get ready. Prepare everything the night before and get a good night's sleep.

Comfortable Clothes:

Dress your child in comfortable, easy-to-move-in clothes and shoes.

Eat Breakfast:

Make sure your child gets a filling and healthy breakfast. Breakfast is also served in the cafeteria at 7:30am.

Get Supplies:

Make sure you bring any supplies that were not brought to school on Meet the Teacher Night. We will be using them the first day.

Lunch/Lunch Money:

Make sure your child has their lunch from home. All school lunches are FREE.

Pack-Up:

Make sure your child has everything in their backpack. Each backpack must have a name on it. No rolling backpacks, please!

Leave Early:

Make sure you give you and your child enough time to get to school.

Walk them to the room:

I will meet you on the kinder playground, give your child a big goodbye hug. I will walk the class to our classroom, no parents please.

Sort Supplies:

If you did not bring supplies to Meet the Teacher Night, please send them with your child today. Thank you!

Enjoy your day:

The rest of the day is yours. Go to work, go grocery shopping, go play golf, or go rest at home. The fun is just beginning!

Pick-Up:


If you will be picking up your child from school I will see you at 1:55pm at the kinder entrance. Car line is located directly in front of the office.

Talk about their day:

Ask your child what we did on their first day of school!



Quick Information



Student's Name: _____

Student's Birthday: _____

Age: _____

Home Phone: _____

Parents' Names: _____

Work or Cell Phone: _____

Email: _____

Siblings/Teacher: _____


(If applicable) _____

Dismissal: ☐ Parent Pick Up ☐ Walker ☐ Bus Rider ☐ Daycare ☐ Bike

Dismissal Details: _____

First Day Dismissal: _____

Quick Information



Student's Name: _____

Student's Birthday: _____

Age: _____

Home Phone: _____

Parents' Names: _____

Work or Cell Phone: _____

Email: _____


Siblings/Teacher: _____

(If applicable) _____


Dismissal: ☐ Parent Pick Up ☐ Walker ☐ Bus Rider ☐ Daycare ☐ Bike

Dismissal Details: _____

First Day Dismissal: _____



First Day of School



(Only if different than your child's regular method of going home)

Student's Name:

☐ Bus ☐ Walkers ☐ Parent Pick UP ☐ Bike ☐ Daycare

Details:

Student's Name:

☐ Bus ☐ Walkers ☐ Parent Pick UP ☐ Bike ☐ Daycare

Details:

Student's Name:

☐ Bus ☐ Walkers ☐ Parent Pick UP ☐ Bike ☐ Daycare

Details:

Student's Name:

☐ Bus ☐ Walkers ☐ Parent Pick UP ☐ Bike ☐ Daycare

Details:

Student's Name:

☐ Bus ☐ Walkers ☐ Parent Pick UP ☐ Bike ☐ Daycare

Details:

Student's Name:

☐ Bus ☐ Walkers ☐ Parent Pick UP ☐ Bike ☐ Daycare

Details:

Student's Name:

☐ Bus ☐ Walkers ☐ Parent Pick UP ☐ Bike ☐ Daycare

Details: